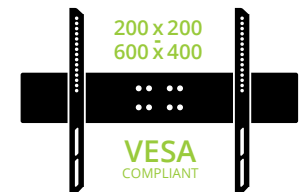
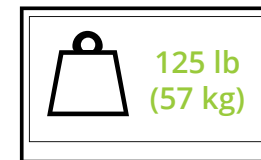
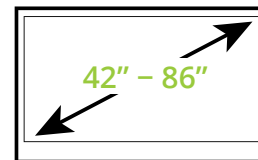


# TTS150

Enjoy your ultra-large home theatre experience with peace of mind with the premium TTS150 adjustable TV stand. Designed to sit on your furniture, the tabletop TV mount is a step beyond stock TV stands. It supports the largest TVs currently available with a weight capacity of 125 lbs, plus includes a safety tether for extra security. Its single column design features 12.7" to 35.6" of height adjustment along with 32° of swivel, tilt, and leveling. The TTS150 offers easy, non-destructive installation and added functionality over the included TV legs.

## FEATURES & SPECIFICATIONS

- Fits most flat panel TVs from 42" to 86"
- Supports TVs up to 125 lb (57 kg)
- Accommodates VESA sizes from 200x200 to 600x400
- 32° of swivel in either direction
- Accessible tilt mechanism provides +10° to -5° of tilt angle
- Height adjustable between 12.1" (30.7 cm) and 35.6" (90.4 cm), depending on screen size
- Security tether allows the stand to be secured to a stud
- Adjustable rubber feet add stability
- Integrated cable management
- Solid steel and aluminum construction with durable powder coated finish
- Assembly manual and all TV mounting hardware is included
- Five year manufacturer's warranty
- Shipping box weight: 57.3 lb (26 kg)
- Shipping box dimensions: 38.3" x 22" x 5.1" (97.3 x 56 x 13 cm)
- Product weight: 46.3 lb (21 kg)
- UPC: 800152720920



## TECHNICAL ILLUSTRATIONS




### FITS EXTRA LARGE TVS

Even your largest TV is secure with the TTS150 tabletop TV stand. With a sturdy column design, the TTS150 can support your extra-large TV up to 86" and 125 lbs.



### ADJUSTABLE HEIGHT, SWIVEL & TILT

Set your TV to the best viewing angle with 32° swivel, +10° to -5° of tilt, horizontal leveling, and height adjustment. Unlike stock TV stands, this swiveling TV stand offers premium maneuverability for better viewing.



### STABLE

Use the provided safety tether to anchor your TV for extra stability. Protect and enjoy your investment with peace of mind.



### SIMPLE INSTALLATION

This tabletop TV mount is easy to install, saves your walls from damage and features a minimal design that blends seamlessly with your decor.



### CABLE MANAGEMENT

Route your cables through the center of the column and keep your entertainment area tidy and distraction-free.

