

## TILTING DUAL STUD MOUNTS

# T6090

### Showcase what you love.

Now that you've invested in a giant screen, get it fastened to the wall securely with the T6090, and easily tilt it to the viewing angle you want. As long as your TV is under 200 pounds, you're in business.

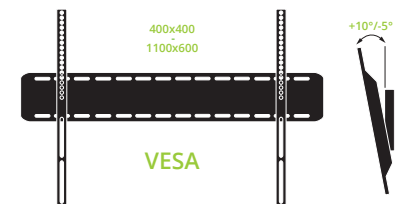
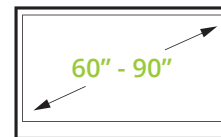
Accommodating a wide range of VESA patterns, your TV is almost certain to fit perfectly. To move your TV left or right, use the quick-release cords to detach and re-attach wherever you see fit.

Your TV will sit a mere 2" from the wall.

Get the mount that will make you proud.

### FEATURES & SPECIFICATIONS

- Fits most flat panel TVs from 60" to 90"
- Supports TVs up to 200 lb (91 kg)
- Accommodates VESA sizes from 400x400 to 1100x600
- Accessible tilt mechanism provides a +10° to -5° tilt angle
- Sits 2" (5 cm) from the wall
- Adjustable horizontal leveling
- 45.3" (115 cm) wall plate allows mounting to three 16" studs, or offsetting on 24" stud centers
- Solid steel construction with durable powder coated finish
- Installation manual and all mounting hardware for wood stud and concrete installation is included
- Five year warranty
- Shipping box weight: 16 lb (7.3 kg)
- Shipping box dimensions: 48" x 10.4" x 3.9" (122 x 26.5 x 10 cm)
- Product weight: 12.6 lb (5.7 kg)
- UPC: 800152712192






## FITS VESA SIZES TO 1100x600

The T6090 is compatible with a range of VESA patterns from 400x400 up to 1100x600, to support even the largest TVs.




## QUICK LOCK MECHANISM

The spring-loaded locks click neatly into place as you swing the bottom of your TV to the wall. Always within reach, the quick release cords extend below the mount and offer a quick and easy way to detach your TV from the mount and remove it from the wall. This makes it easy to install or remove cables at the back of your TV.



## STRONG WALL PLATE

The T6090 is designed with two rows of mounting slots for extra strength and, using up to six lag bolts on three studs, supports very heavy TVs up to 200 pounds. It provides some offset abilities depending on your TV size, allowing you to position your TV across the wall plate. Made of solid steel, the 45.3" wall plate mounts on either three 16" studs or two 24" studs.



## SUPPORTS UP TO 200 POUNDS

The T6090 supports a maximum of up to 200 pounds.



## 15 DEGREES OF TILT

With the T6090, your TV can be tilted up to 10° forward and 5° backward. You can easily make small but important changes to the tilt of your TV. Eliminate glare and enjoy the perfect angle with this convenient feature. The tilt system comes pre-tensioned from the factory, but can be tightened if necessary.



## TILT LOCK SCREWS

Using the included tilt lock screws, you can lock your TV at fixed intervals of +5°, 0°, and -5°. This added feature makes it easy to guarantee the selected position.

## TECHNICAL ILLUSTRATIONS

