


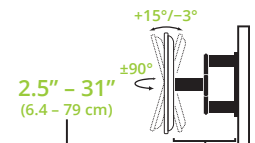

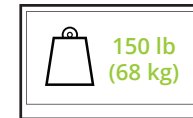
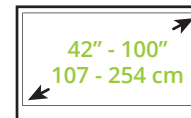
PX720

Mount your TV with confidence while enjoying all the flexibility this full motion wall mount has to offer. Offering an incredible 31 inches of extension, the PX720's heavy-duty articulating arms allow you to swivel your TV up to 90° in either direction to accommodate a wide range of viewing angles. On-the-fly tilt adjustments can also be made to reduce glare and improve line-of-sight when mounting above eye-level. Along with a drill template and an assortment of hardware for mounting to brick, concrete or wood-studs up to 24 inches apart, this professional-grade TV mounting solution comes with cable management and wall plate covers to ensure a clean and organized setup.



FEATURES & SPECIFICATIONS

- Fits most flat panel TVs from 42" to 100"
- Supports TVs up to 150 lb (68 kg)
- Accommodates VESA sizes from 200x100 to 700x500
- Accessible tilt mechanism provides +15° to -3° of tilt
- 90° of swivel in either direction, depending on screen size
- Sits 2.5" (6.4 cm) from the wall
- Extends up to 31" (79 cm) from the wall
- Adjustable horizontal leveling
- 32.4" (82 cm) dual stud wall plate accommodates up to 24" stud spacing
- Integrated cable management
- Solid steel construction with durable powder coated finish
- Includes manual and all mounting hardware for wood stud and concrete installation
- Five year manufacturer's warranty
- Shipping box weight: 42.7 lb (19.4 kg)
- Shipping Box Dimensions: 34.1" x 15.7" x 4.1" (86.5 x 39.8 x 10.5 cm)
- Product Weight: 39.6 lb (18 kg)
- UPC: 800152720166

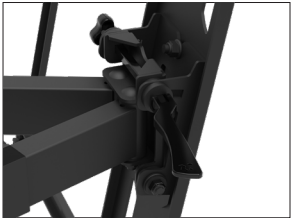


TECHNICAL ILLUSTRATIONS



FULL MOTION DESIGN

Heavy-duty articulating arms allow you to safely extend your TV 31" from the wall and swivel it up to 90° in either direction, depending on screen size. Maintain a perfect viewing angle wherever you're seated.



TOOLLESS TILT

An easy-to-use, toolless tilt mechanism allows you to angle your TV up to 15° forward or 3° backward in order to reduce glare and improve line-of-sight when mounting above eye-level. The tilt head can be tensioned to allow for on-the-fly adjustments or to lock your TV in place at the desired angle.



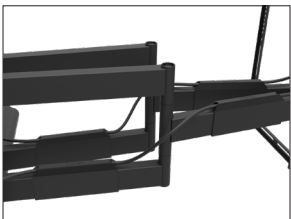
HASSLE-FREE INSTALLATION

Use the provided drill template to accurately mount your TV to brick, concrete or wood studs up to 24" apart. A carefully organized hardware box is also included with all the lag bolts, anchors, washers and spacers you'll need for a custom fit installation.



SAFETY FIRST

The PX720's high-grade steel construction and heavy-duty lag bolts safely support 150 lb., even at full extension. Mount up to a 100" TV without hesitation.



CLEAN SETUP

In addition to providing a low-profile solution for displaying your TV, the PX720 comes with wall plate covers and cable management raceways to ensure your viewing area remains tidy.

