


PT200

The mount that grows with your TV.

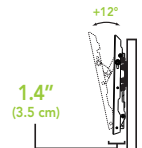

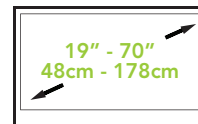
The PT200 is a low profile, tilting TV mount designed to adapt to your needs. Its adjustable wall plate and four extension arms support a variety of VESA patterns, and give you the ability to mount practically any flat screen display between 19 and 70 inches.

Sitting a mere 1.4" from the wall, this versatile mount allows you to angle your TV up to 12° forward, helping to reduce glare and improve visibility. The PT200 also comes equipped with magnetic release cords designed to make removing your TV quick and easy.



FEATURES & SPECIFICATIONS


- Fits most flat panel TVs from 19" to 70"
- Supports TVs up to 110 lb (50 kg)
- Accommodates VESA sizes from 75x75 to 600x400
- Accessible tilt mechanism provides a +12° tilt angle
- Sits 1.4" (3.5 cm) from the wall
- 25.7" (65.5 cm) wall plate accommodates up to 24" stud spacing
- Magnetic pull cord handles allow you to tuck them easily out of sight
- Locking feature for safety and security (lock not provided)
- Solid steel construction with durable powder coated finish
- Installation manual and all mounting hardware for wood stud and concrete installation are included
- Five year warranty
- Shipping box weight: 8.4 lb (3.8 kg)
- Shipping box dimensions: 23.2" x 8.5" x 2.6" (59 x 21.5 x 6.7 cm)
- Product weight: 6.2 lb (2.8 kg)
- UPC: 800152715308





FITS A WIDE RANGE OF TV SIZES

With its adjustable wall plate and accompanying extension arms, the PT200 can be used to mount TVs from 19 to 70 inches.




FITS VESA SIZES UP TO 600x400

The versatility of the PT200 accommodates VESA patterns as small as 75x75, all the way up to 600x400.



12 DEGREES OF FORWARD TILT

The PT200 provides up to 12° of forward tilt, helping to reduce glare and improve line-of-sight with your TV. When fully inclined, its low-profile design will have your TV sitting 1.4" from the wall.



LOCKING MECHANISM

For safety and security, the PT200 allows for a lock to be secured between its wall plate and mounting brackets. This keeps your TV in place and helps prevent theft. (Lock not included)



MAGNETIC QUICK RELEASE CORDS

Removing your TV from the wall plate is as easy as pulling on the two quick release cords located at the bottom of the mount. These cords include magnetic ends, making it easy to tuck them out of sight.



CONVENIENT BOLT PACK

The PT200 includes a labeled bolt pack with a variety of bolt diameters and lengths, as well as several spacers for custom installations. Lag bolts and concrete anchors are also provided for mounting to wood studs or concrete walls.

TECHNICAL ILLUSTRATIONS

