

PS350

The new standard in single stud mounts.

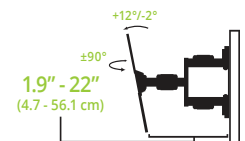
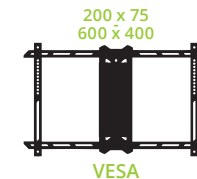

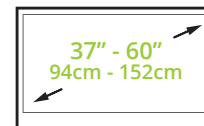
The PS350 provides an amazing range of motion, offering 22" of extension and sitting less than 2" from the wall when pushed in. Capable of carrying TVs up to 60" and weighing 88 pounds, the PS350 is simple to install and easy to use. The H-frame style TV plate fits a wide range of VESA sizes.

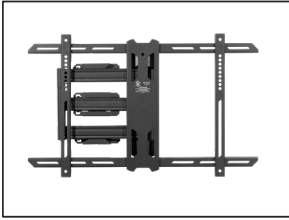
The attractive solid steel construction includes a cable management system to hide your cables, and magnetic covers to hide the wall mount lag bolts.



FEATURES & SPECIFICATIONS


- Fits most TVs from 37" to 60"
- Supports TVs up to 88 lb (40 kg)
- Accommodates VESA sizes: 200x75 to 600x400
- Accessible tilt mechanism provides a +12° to -2° viewing angle
- 90° of swivel in either direction, depending on screen size
- Sits 1.9" (4.7 cm) from the wall
- Extends up to 22" (56.1 cm) from the wall
- Integrated cable management
- Adjustable horizontal leveling
- Solid steel construction with durable powder coated finish
- Installation manual and all mounting hardware for wood studs and concrete installation is included
- Five year warranty
- Shipping box weight: 18.3 lb (8.3 kg)
- Shipping box dimensions: 29.4" x 15" x 2.8" (74.6 x 38 x 97 cm)
- Product weight: 14.1 lb (6.4 kg)
- UPC: 800152715292





FITS A VARIETY OF VESA PATTERNS

The adjustable H-frame mounting brackets allow the PS350 to accommodate VESA sizes ranging from 200x75 to 600x400.



TILT MECHANISM

With +12° to -2° of tilt, you can adjust your TV to the perfect viewing angle in your home or office.



WIDE RANGE OF SWIVEL

The articulating arms on the PS350 allow you to swivel your TV 90° in either direction when mounted on a wall, and over 180° when mounted on a corner or post.



EXTENDS UP TO 22 INCHES

The PS350 extends 22" away from the wall, giving you a range of viewing options. When pushed back against the wall, the center of the TV plate is centered with the wall mount.



SLEEK CABLE MANAGEMENT

An integrated cable management system allows you to route your power and video cables neatly between the TV and the wall.



EVERYTHING YOU NEED

Because every installation is unique, PS350s are carefully packaged with all the lag bolts, anchors, mounting bolts, washers and spacers that you could need. Everything is labeled with clear instructions that correspond with the manuals to simplify your installation.

TECHNICAL ILLUSTRATIONS

