


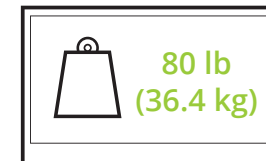
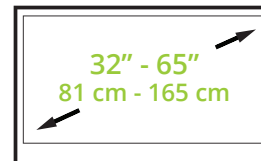
MTMA65PL

Constructed out of high-grade aluminum, the MTMA65PL rolling TV stand provides a lightweight, fully portable TV mounting solution for schools and offices. Its camera shelf and height adjustable device tray are designed to conveniently carry your AV equipment, while a handle and four wheel-locks ensure maximum stability. Quick to assemble, this modern TV cart features 12" of height adjustment, as well as integrated cable management to ensure a clean and professional looking setup.



FEATURES & SPECIFICATIONS

- Fits most 32" to 65" TVs
- Supports 80 lb (36.4 kg)
- Accommodates VESA sizes from 100x100 to 600x400
- Height adjustable up to 59.1" (150 cm) from the floor to center of TV
- Adjustable device tray capable of supporting 10 lb (4.5 kg)
- Top shelf suitable for a webcam
- Built-in handle allows for easy maneuvering
- Integrated cable management
- Four wheel locks can be applied and released with your foot
- Solid aluminum & steel construction with durable powder coated finish
- Assembly manual and all TV mounting hardware is included
- Five year manufacturer's warranty
- Shipping box weight: 43.2 lb (19.7 kg)
- Shipping box dimensions: 34.3" x 18.1" x 8.3" (87 x 46 x 21 cm)
- Product weight: 38 lb (17.3 kg)
- UPC: 800152719986





ALUMINUM CONSTRUCTION

Capable of supporting 80 pounds, the lightweight aluminum structure makes it incredibly easy to roll your TV and accessories around any home or office setting.



DEVICE TRAY & CAMERA SHELF

Use the height adjustable device tray to carry your laptop, PVR, or other AV hardware weighing up to 10 pounds. A top shelf is also included for a webcam, making the MTMA65PL perfectly suited for web conferences.



MAXIMUM STABILITY

Along with a handle to improve maneuverability, four wheel-locks are provided to ensure your TV and equipment remain securely in place. Simply step down on each pedal to enable the locking mechanism and flick up to release.



EASY HEIGHT ADJUSTMENT

Using the provided Allen key, adjust the center of your TV anywhere between 47" (1.2m) and 59" (1.5m) from the floor to achieve an ideal viewing height. This adjustment should be done with the TV removed.



INTEGRATED CABLE MANAGEMENT

The hollow center tower allows you to discreetly route your cables for a clean and professional appearance. Grommets are also provided to keep your cables securely in place.



VESA COMPLIANT

Designed to fit most 32" to 65" flat screen TVs, the TV mounting brackets can be configured to accommodate virtually any VESA pattern from 100x100 to 600x400.

TECHNICAL ILLUSTRATIONS

SHELF AND TRAY

