

# MKH65

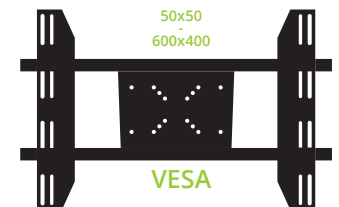
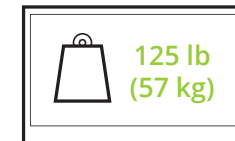
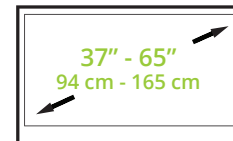
Kanto's MK line was developed to meet the needs of institutions and corporate professionals. Its collection of heavy-duty TV stands and accessories provide a reliable way of displaying content during presentations, tradeshow, conferences and other commercial events.

The MKH65 Rolling TV Stand features 3-inch lockable casters that make it easy to maneuver over carpet, cables and other thresholds. Its aluminum center column provides support for screens weighing up to 125 pounds, and features four channels to attach a variety of available shelving, storage and handle accessories. To ensure optimal viewing, this versatile cart allows the center of your TV to be positioned up to 65 inches from the floor and supports both landscape and portrait orientations. Cables can also be routed through removable clips to maintain a clean and professional appearance. Accessories sold separately. Available in black or white.



## FEATURES & SPECIFICATIONS

- Fits most flat panel TVs from 37" to 65"
- Supports TVs up to 125 lb (57 kg)
- Accommodates VESA sizes from 50x50 to 600x400
- TV plate can be positioned in either landscape or portrait mode
- The center of the TV can be adjusted up to 65" (166 cm) from the floor
- Two wheel locks can be applied and released with your foot
- Integrated cable management
- Available accessories for added customization sold separately
- Assembly manual and all TV mounting hardware is included
- Five year manufacturer's warranty
- Shipping box weight: 55.3 lb (25.1 kg)
- Shipping box dimensions: 65.9" x 14" x 5.9" (167.5 x 35.5 x 15 cm)
- Product weight: 48.7 lb (22.1 kg)
- UPC: 800152718477 - MKH65
- UPC: 800152718484 - MKH65W




## TECHNICAL ILLUSTRATIONS



### EASY MANEUVERABILITY

The MKH65 offers a safe and reliable way of moving your TV between locations. Its 3-inch wheels and elevated base provide ample clearance while rolling over carpet, cables and other thresholds.




### HEIGHT ADJUSTABLE

To ensure optimal viewing, the VESA compatible mounting bracket can be adjusted to place the center of your TV up to 65 inches from the floor.




### LANDSCAPE & PORTRAIT ORIENTATION

Position your TV in either landscape or portrait mode to suit the size and orientation of the content being displayed.



### CABLE MANAGEMENT

Four cable management clips are provided to maintain a clean and professional setup.



### QUICK RELEASE WHEEL LOCKS

Ensure your equipment remains stable with two wheel locks. Simply step down on the pedal to enable the locking mechanism and flick up to release.

