

## FULL MOTION SINGLE STUD MOUNTS

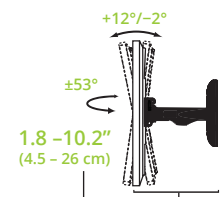

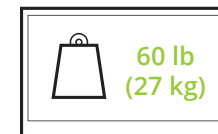
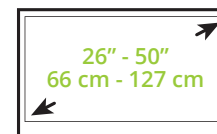
# M100

Equipped with a single 10-inch extension arm, the M100 full motion wall mount provides a simple way of improving your TV viewing experience. Swivel, pan and tilt your TV to bring it into better alignment with your viewing position, and push it back to sit 1.8 inches from the wall for a low-profile appearance. Featuring a snap-on cable management clip and wall plate covers, the M100 makes it easy to achieve a clean and professional TV setup.




## FEATURES & SPECIFICATIONS

- Fits most flat panel TVs from 26" to 50"
- Supports TVs up to 60 lb (27 kg)
- Accommodates VESA sizes: 100x100, 150x100, 200x100, 200x150, 200x200, 200x300, 200x400, 300x200, 300x300, 400x200, 400x300, 400x400
- Accessible tilt mechanism provides a +12° to -2° viewing angle
- Swivels 25° to 53° in either direction, depending on screen size
- Sits 1.8" (4.5 cm) from the wall
- Extends up to 10.2" (26 cm) from the wall
- Integrated cable management
- Single stud wall plate with 8" offset (20.3 cm) left or right
- Solid steel construction with durable powder-coated finish
- Installation manual and all mounting hardware for wood stud and concrete installation is included
- Five year warranty
- Shipping box weight: 7.2 lb (3.2 kg)
- Shipping box dimensions: 13.7" x 9.6" x 2.6" (34.8 x 24.3 x 6.5 cm)
- Product weight: 5.3 lb (2.4 kg)
- UPC: 800152719993




## TECHNICAL ILLUSTRATIONS



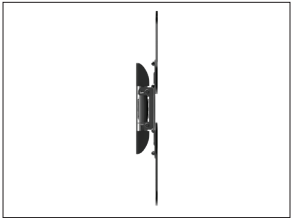
### SINGLE STUD INSTALLATION

The M100's narrow wall plate is designed to fit on a single wood stud while safely supporting up to 60 pounds. Anchors are also provided for brick and concrete installations.



### IMPROVED VIEWING

Achieve a better viewing angle by extending your TV 10.2" away from the wall and swiveling it 25° to 53° in either direction, depending on screen size. An accessible tilt mechanism also allows you to angle your TV up to 12° forward to improve line-of-sight and 2° backward to reduce glare.



### LOW PROFILE DESIGN

Push your TV back to sit 1.8" from the wall for a remarkably low-profile setup. Note that the center of your TV will be situated 8" to the left or right of the wall plate when fully pushed back.



### CLEAN APPEARANCE

Use the provided cable management clip to conveniently route your cables, ensuring your viewing area remains clutter-free. Plastic wall plate covers are also included to hide any sign of installation.



### EASY INSTALLATION

The M100 comes with a paper drill template to ensure a quick and accurate installation, as well as a labeled hardware bag with all the lag bolts, anchors, washers and spacers you'll need to safely secure your TV.

