

FULL MOTION DUAL STUD MOUNTS

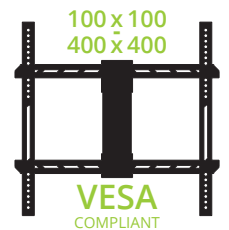
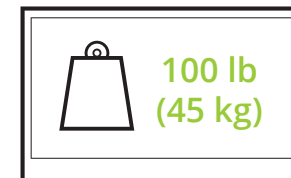
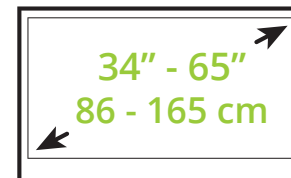
LDX640

The LDX640 wall mount ensures a hassle-free installation for TVs weighing up to 100 pounds. Its dual articulating arms extend 17 inches in order to pan and swivel your TV for angled viewing, and sit 2.2 inches from the wall when fully retracted. Up to 18° of tilt is also achievable, helping to reduce glare and improve line-of-sight with your TV. Easy to install, the LDX640 features an 18-inch wall plate to accommodate both concrete walls and wood studs up to 16 inches apart. It also comes with plastic cable management clips and clip-on wall plate covers to ensure a clean, professional-grade setup.



FEATURES & SPECIFICATIONS

- Fits most flat panel TVs from 34" to 65"
- Supports TVs up to 100 lb (45 kg)
- Accommodates VESA sizes from 100x100 to 400x400
- Accessible tilt mechanism provides a +15° to -3° viewing angle
- 45° of swivel in either direction, depending on screen size
- Sits 2.2" (5.5 cm) from the wall
- Extends up to 17" (43.1 cm) from the wall
- Adjustable horizontal leveling
- 16" (40.6 cm) dual stud wall plate accommodates up to 16" stud spacing
- Integrated cable management
- Solid steel construction with durable powder coated finish
- Includes manual and all mounting hardware for wood stud and concrete installation
- Five year manufacturer's warranty
- Shipping box weight: 18.3 lb (8.3 kg)
- Shipping Box Dimensions: 19.5" x 13" x 2.8" (49.5 x 33 x 7 cm)
- Product Weight: 16.9 lb (7.7 kg)
- UPC: 800152718736



TECHNICAL ILLUSTRATIONS




EASY INSTALLATION

Capable of supporting up to 100 lb., the LDX640 can be mounted to any concrete wall or wood studs up to 16" apart.



IMPROVED VIEWING

Heavy-duty articulating arms allow you to swivel your TV 45° in either direction and tilt it -3° to +15° to achieve the best viewing angle.



LOW-PROFILE DESIGN

The low-profile design of the LDX640 allows your TV to sit 2.2" from the wall when fully retracted.



CLEAN SETUP

Cable management clips are provided to conveniently route your cables, while plastic wall plate covers hide any sign of installation.



EVERYTHING YOU NEED

To ensure a hassle-free installation, a labeled hardware bag is provided with all the lag bolts, anchors, washers and spacers you'll need to safely mount your TV.

