

## ARTICULATING DUAL STUD MOUNTS

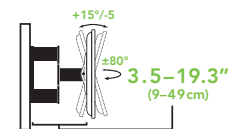
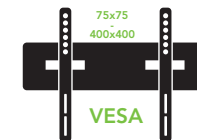
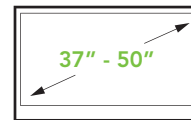
# FMX1

**Cliché or not, the FMX1 proves that great things can come in small packages.**

The FMX1 gives your TV a wide range of motion to adapt to your changing lifestyle. Heavy-duty solid steel construction means that you can support up to 100 pounds with this mount without sacrificing versatility. Easy-route cable management keeps your cables safely tucked out of view and completes the modern look.

## FEATURES & SPECIFICATIONS

- Fits most flat panel TVs from 37" to 50"
- Supports TVs up to 100 lbs (45 kg)
- Accommodates VESA sizes from 75x75 to 400x400
- Accessible tilt mechanism provides a +15°/-5° tilt angle
- Swivels up to 160° for maximum viewing angle
- Sits 3.5" (9 cm) from the wall
- Extends up to 19.3" (49 cm) from the wall
- Integrated cable management system
- Adjustable horizontal leveling
- 19.7" (50 cm) dual stud wall plate accommodates up to 16" stud spacing
- Solid steel construction with durable powder coated finish
- Installation Manual and all mounting hardware for wood stud and concrete installation is included
- Five Year Warranty
- Shipping box weight: 27.6 lbs (12.5 kg)
- Shipping box dimensions: 26.6" x 13.2" x 5.5" (67.5 x 33.5 x 14 cm)
- Product weight: 21.6 lbs (9.8 kg)
- UPC: 800152712338






### FITS VESA SIZES TO 400x400

The FMX1 accommodates a range of VESA sizes from 75x75 to 400x400 – perfect for small to mid-sized flat panel TVs.



### OVER 19 INCHES OF EXTENSION

The FMX1's full reach extends a generous 19.3" from the wall to accommodate a variety of TV uses from simple viewing, to home exercise, to gaming, and more.



### SWIVELS UP TO 160 DEGREES

Depending on the size of your TV and the amount of extension, you can swivel your TV up to 80° left or right. No matter where you are, your TV adjusts to you.



### 20 DEGREES OF TILT

The tilt mechanism is easily accessible and uses a swing-over lever system that does not require tools. Tip your TV forward 15°, backward 5°, or anywhere in between, and quickly tighten the head in place at your desired viewing angle.



### SLEEK CABLE MANAGEMENT

An integrated cable management system allows you to route your power and video cables neatly between the TV and the wall. Keep your cables tidy and out of sight for a clean, organized look.



### SAFELY SECURE YOUR TV

Use the captive screw to securely fasten your TV to the TV plate. Your TV will always stay in place at the perfect position.

## TECHNICAL ILLUSTRATIONS

