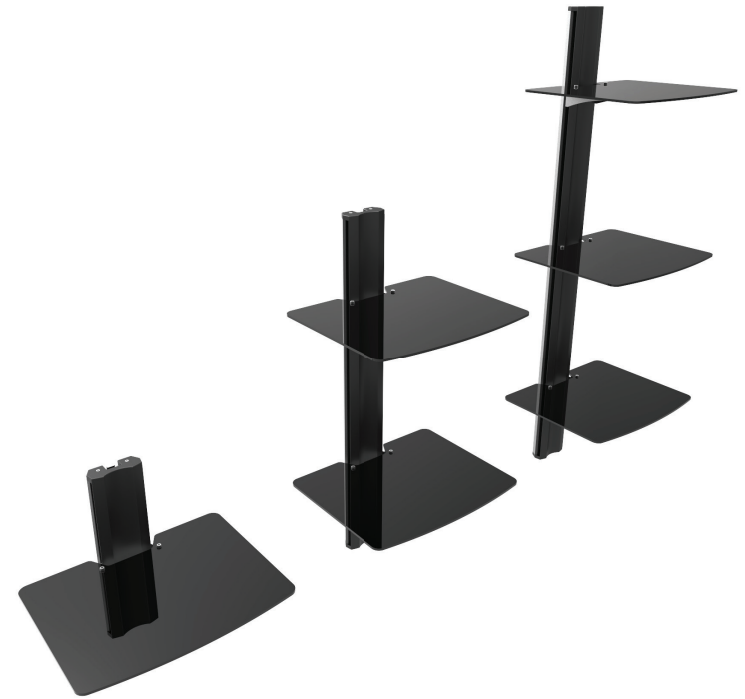


AVT Series

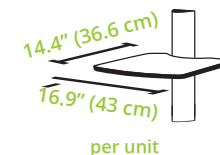
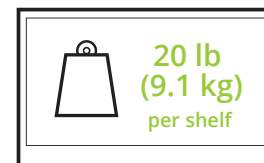
Complete your wall-mounted setup.

AVT shelves provide an elegant, small footprint solution to organizing your home theater. Mounted to the wall to save space, their modular design gives you the freedom to add as many as needed to carry your PVR, gaming consoles and other A/V devices. Each unit features a tempered glass shelf that is height adjustable and can support up to 20 pounds. A powder coated aluminum cover is also included to hide your cables, while endcaps ensure a clean and refined appearance. Choose between one, two and three-shelf models to accommodate your needs.



FEATURES & SPECIFICATIONS

- Supports up to 20 lb (9.1 kg) per shelf
- Each shelf is 16.9" (43 cm) wide and 14.4" (36.6 cm) deep
- Shelves are black tempered glass and vertically adjustable
- Height adjustable up to 10.2" (26 cm) per track
- Integrated cable management
- Solid aluminum construction with durable powder coated finish
- Includes manual and all mounting hardware for wood stud and concrete installation
- Five year manufacturer's warranty
- AVT1 - 1 shelf - UPC: 800152718002
- Shipping box weight: 10.8 lb (4.9 kg)
- Shipping box dimensions: 19" x 15.2" x 3.4" (48.3 x 38.5 x 8.7 cm)
- Product weight: 7.9 lb (3.6 kg)
- AVT2 - 2 shelves - UPC: 800152718019
- Shipping box weight: 19 lb (8.6 kg)
- Shipping box dimensions: 119" x 15.2" x 3.9" (48.3 x 38.5 x 9.8 cm)
- Product weight: 15.7 lb (7.1 kg)
- AVT3 - 3 shelves - UPC: 800152718026
- Shipping box weight: 27.6 lb (12.5 kg)
- Shipping box dimensions: 19.1" x 19" x 4.3" (48.6 x 48.3 x 10.9 cm)
- Product weight: 23.4 lb (10.6 kg)



TECHNICAL ILLUSTRATIONS



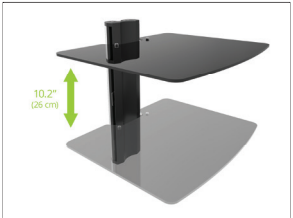
ELEGANT DESIGN

Featuring tempered black glass and powder coated aluminum, AVT floating shelves provide an elegant solution to organizing your home theater.



EASY EXPANSION

Interlocking brackets make it easy to join multiple units together, giving you the freedom to add as many as needed to carry your devices.



HEIGHT ADJUSTABLE

Post-installation height adjustments can be made to ensure your devices are exactly where you want them. Position the shelving brackets anywhere along the 10-inch track and secure them in place with the provided wrench.



QUICK INSTALLATION

Mount the wall plate to a single wood stud, concrete wall or drywall, and attach the glass shelf. Each unit also comes with end caps and an aluminum wall plate cover for an exceptionally clean look.



CABLE MANAGEMENT

With the aluminum cover in place, cables can be kept out of sight by routing them along the wall plate. Openings in the end caps and along the sides of the wall plate ensure your cables line-up directly with your devices.

